



# How-To Feature Guide

Speed Dial

# What is Speed Dialing?

**Speed Dial allows the user to place a call by pressing a reduced number of keys.**

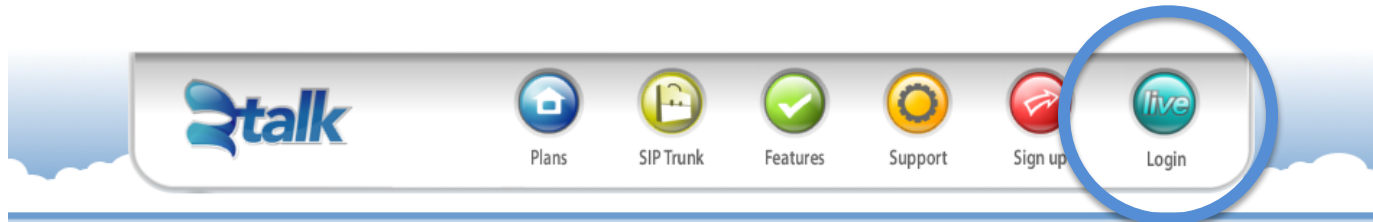
**This function is particularly useful for phone users who dial certain numbers on a regular basis.**

2talk allows you to program 8 speed dial numbers on your account so you can quickly make calls by entering a single digit.



# Login to 2talk Live

At [2talk.com](http://2talk.com), select **LIVE** to Login







## \$11.99 /mth

Sign up

### Join now and save for the next 3 months

Includes unlimited plan minutes<sup>^</sup> including US and international destinations, unlimited 2talk calling, 2talk features, keep your phone number or add a new USA line, BYOD and save \$3/month, no contracts

<sup>^</sup>\$23.99 after 3 month period expires, includes telephone adapter (usual cost \$3/mth), excludes fees and tax

 <b>Free Trial</b> Try 2talk out now for free. Our trial includes over 50 minutes of calling to 70+ destinations.	 <b>Plans</b> Build a plan to suit your needs with our Business Combos. Lines start at \$12.99. We have plans for personal users too.	 <b>SIP Trunking</b> Make the switch to IP and save with our low cost SIP Trunks. Connect your PBX and pay as little as \$10 per trunk and 1.3 c/min.	 <b>Free Features</b> All services include Custom Call Forwarding, Call Recording, Locate Me, Video Calling, Auto Attendant and more
--	--	---	---

[Terms and conditions](#)

[Share](#)

[About us](#)

[Affiliate](#)

[Wholesale](#)

© 2talk LLC, 2011



# 2talk Live

Select Speed Dial  
from the outbound Calls  
Menu

The screenshot displays the 2talk web interface for a user with line number 092804995. The page is titled "2talk Settings for 092804995". On the left is a navigation menu with categories like "2talk Settings", "Messages (7)", "Contacts", "Support Tickets", "Call Records", "Add Account Credit", "Account Details", "Plans & Services", "Your Details", "Change Password", "My Media", "Calendar & Tasks", "Line Manager", and "Log out". The main content area is divided into "Inbound Calls" and "Outbound Calls" sections. The "Outbound Calls" section includes options for "MyCLI - Call Privacy and Caller ID", "Authorisation PIN Code", "Speed Dial", "Last Number Redial", and "Call Return". The "Speed Dial" option is circled in blue, showing the instruction: "Program 8 speed dial numbers so you can quickly make calls by entering a single digit". Other options include "Locate Me / One number", "Call Forwarding or trunking", "Do Not Disturb", "Call Waiting", "Caller ID & Rejection Options", "Call Screening Options", "Voicemail Service", "Auto Attendant", and "Directed or Group Call Pickup".



# Setting Up Speed Dial

Speed Dial

Speed Dial Number for Digit 2:

Speed Dial Number for Digit 3:

Speed Dial Number for Digit 4:

Speed Dial Number for Digit 5:

Speed Dial Number for Digit 6:

Speed Dial Number for Digit 7:

Speed Dial Number for Digit 8:

Speed Dial Number for Digit 9:

SAVE OPTIONS UNDO CHANGES RETURN TO OPTIONS

2talk Settings  
Messages  
Deleted Items  
Drafts  
Family  
Friends  
Old  
Sent Items  
SMS  
Spam  
Work  
Contacts  
Support Tickets  
Call Records  
Add Account Credit  
Account Details  
Plans & Services  
Your Details  
Change Password  
My Media  
Calendar & Tasks  
Line Manager  
Log out

TYPE IN the phone numbers you would like to add to your Speed Dial in the spaces provided.

**You must enter the full 10-digit number including the 1 in front of the number. For example, 13106341777.**



# Setting Up Speed Dial

Speed Dial

Speed Dial Number for Digit 2:

Speed Dial Number for Digit 3:

Speed Dial Number for Digit 4:

Speed Dial Number for Digit 5:

Speed Dial Number for Digit 6:

Speed Dial Number for Digit 7:

Speed Dial Number for Digit 8:

Speed Dial Number for Digit 9:

SAVE OPTIONS UNDO CHANGES RETURN TO OPTIONS

ALWAYS REMEMBER TO CLICK SAVE OPTIONS.





# Need Assistance

Contact [support@2talk.com](mailto:support@2talk.com)

