



How-To Feature Guide

Caller Privacy and Caller ID

What is Caller Privacy and Caller ID?

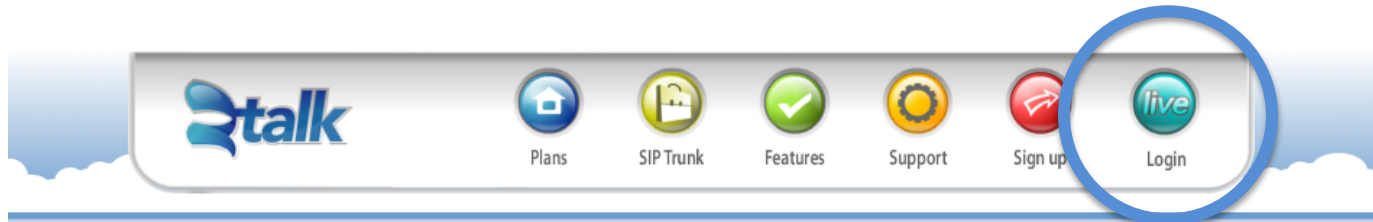
Caller ID may be used to display a caller's telephone number, and sometimes name, on a called user's telephone.

The Caller Privacy and Caller ID feature enables you to set the display name and phone number when you place an outgoing call.



Login to 2talk Live

At 2talk.com, select **LIVE** to Login







\$11.99 /mth

Sign up

Join now and save for the next 3 months

Includes unlimited plan minutes[^] including US and international destinations, unlimited 2talk calling, 2talk features, keep your phone number or add a new USA line, BYOD and save \$3/month, no contracts

[^]\$23.99 after 3 month period expires, includes telephone adapter (usual cost \$3/mth), excludes fees and tax

 Free Trial Try 2talk out now for free. Our trial includes over 50 minutes of calling to 70+ destinations.	 Plans Build a plan to suit your needs with our Business Combos. Lines start at \$12.99. We have plans for personal users too.	 SIP Trunking Make the switch to IP and save with our low cost SIP Trunks. Connect your PBX and pay as little as \$10 per trunk and 1.3 c/min.	 Free Features All services include Custom Call Forwarding, Call Recording, Locate Me, Video Calling, Auto Attendant and more
--	--	---	---

[Terms and conditions](#)

[Share](#)

[About us](#)

[Affiliate](#)

[Wholesale](#)

© 2talk LLC, 2011



2talk Live

Select
MY CLI – CALL PRIVACY AND
CALLER ID from the Outbound
Calls Menu

The screenshot shows the 2talk Live settings interface for line 092804995. The page is titled "2talk Settings for 092804995". On the left is a navigation menu with options like "2talk Settings", "Call Features", "Calendar & Tasks", "Messages", "My Media", "Notes", "Tasks", "Messages (7)", "Contacts", "Support Tickets", "Call Records", "Add Account Credit", "Account Details", "Plans & Services", "Your Details", "Change Password", "My Media", "Calendar & Tasks", "Line Manager", and "Log out". The main content area is divided into two columns of settings. The right column is titled "Outbound Calls" and is circled in blue. It contains several settings, with "MyCLI - Call Privacy and Caller ID" highlighted. Other settings include "Locate Me / One number", "Call Forwarding or trunking", "Do Not Disturb", "Call Waiting", "Caller ID & Rejection Options", "Call Screening Options", "Voicemail Service", "Auto Attendant", and "Directed or Group Call Pickup".

2talk
Star Codes Rates T & C's Options Help Log out

Line: 092804995
2talk Settings for 092804995

Outbound Calls

MyCLI - Call Privacy and Caller ID
Present an alternate Caller ID on outbound calls and choose whether to make anonymous calls

Locate Me / One number
When you receive a call your home phone, work phone and mobile can all ring simultaneously

Call Forwarding or trunking
Setup your calls to forward when you are on the phone or if you do not answer

Do Not Disturb
Automatically forward calls to voicemail or play busy tone if you do not wish to be disturbed

Call Waiting
Choose whether to answer another call if you are already on the phone

Caller ID & Rejection Options
Choose whether you want to accept calls from anonymous or blacklisted callers

Call Screening Options
Choose whether to screen all or just anonymous incoming calls

Voicemail Service
Set your Voicemail PIN number and select whether to disable the service

Auto Attendant
Create your own auto attendant prompts for callers

Directed or Group Call Pickup
Pickup an incoming call to another phone on your account

Authorisation Pin Code
Setup an authorisation Pin Code to protect any calls made on your account

Speed Dial
Program 8 speed dial numbers so you can quickly make calls by entering a single digit

Last Number Redial
You can dial *66 to redial the last number you called. Select your confirmation options here

Call Return
You can dial *69 to dial the last number that called you. Select your confirmation options here



Set Up Caller Privacy and Caller ID

Line: 092804995 | 2talk Settings for 092804995 | Edit options for: Choose Application: [v] GO

MyCLI - Call Privacy and Caller ID << Directed or Group Call Pickup | Authorisation PIN Code >>

Enable persistent Call Privacy by hiding your Caller ID when making Outbound calls?

You may block your Caller ID on an individual call by dialing *67 before the number. Do you require confirmation before the call?

You may allow your Caller ID on an individual call by dialing *65 before the number. Do you require confirmation before the call?

2talk phone number selection:
Default Caller ID [v]

SAVE OPTIONS UNDO CHANGES RETURN TO OPTIONS

Want to always hide your number when placing outgoing calls? You can check the first check box to **ENABLE PERSISTANT CALL PRIVACY BY HIDING YOUR CALLER ID WHEN MAKING OUTBOUND CALLS.**

At any time you can block your Caller ID by using the star code

ALWAYS REMEMBER TO CLICK SAVE OPTIONS.





Need Assistance?

Contact support@2talk.com

